


Name _____



Witches' Brew, Count it!

Print and laminate the recipe cards.

You can find most of the items in the party section or at a dollar store. Mini erasers will work too!

Manipulatives needed:

- Spiders (I used spider rings)
- Eyeballs
- Pumpkins
- Vampire fangs
- Bats
- Bones (I used Q-tips)
- Cauldron (or any pot)
- Spoon

How to Play:

Students pick a recipe card. Students identify the number and count out the corresponding amount. After the recipe is complete mix then put the items back in the tray.


Ways to Differentiate:


- Use recipe cards with numbers up to 5
- Use recipe cards with numbers up to 10
- Use blank recipe cards and have students write their own numbers on the cards
- Use recipe cards (1-5 or 1-10) then have students add the items using the add it mat!



Witches' Brew



4  spiders

1  eyeball

3  pumpkins

Witches' Brew




3  bats

4  vampire fangs

5  bones

4




vampire fangs

5



pumpkins

2



eyeball



Witches' Brew

Witches' Brew



3  eyeballs

2  bats


4  pumpkins

Witches' Brew




2  bones

5  vampire fangs

3  spiders

5




eyeballs

3



bones

1



vampire fangs



Witches' Brew

Witches' Brew



Witches' Brew



6  bats

7  spiders


3  vampire fangs

4  eyeballs

9  pumpkins

6  bones

6



vampire fangs

5



bones

8



pumpkins



Witches' Brew

Witches' Brew



7  bones

4  spiders

8  eyeballs

Witches' Brew





8  bats

3  spiders

5  vampire fangs

5  pumpkins

9  bats

7  eyeballs



Witches' Brew

Witches' Brew



bats




vampire
fangs




pumpkins

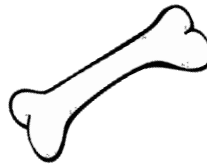
Witches' Brew



spiders




eyeballs



bones



vampire
fangs



eyeballs



pumpkins





Witches' Brew

Witches' brew count it it!

Name: _____


Draw the matching number of items in the cauldron. Draw spiders, snakes, eyeballs, bats, pumpkins, or bones.



Witches' brew count it it!

Name: _____


Draw the matching number of items in the cauldron. Draw spiders, snakes, eyeballs, bats, pumpkins, or bones.



Brew Odd it! Math Mat



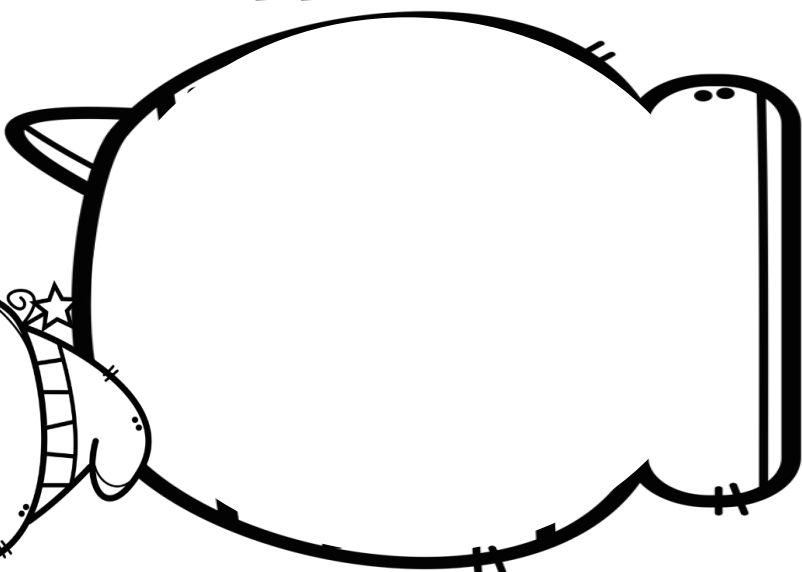
+



+




=



+

+

=



Brew add it!



Name: _____

Directions: Choose a card. Write the numbers, count out the items, and solve the equation.

$$\quad + \quad \quad + \quad \quad =$$

$$\quad + \quad \quad + \quad \quad =$$

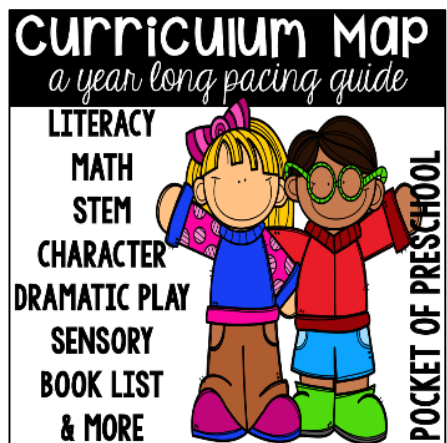
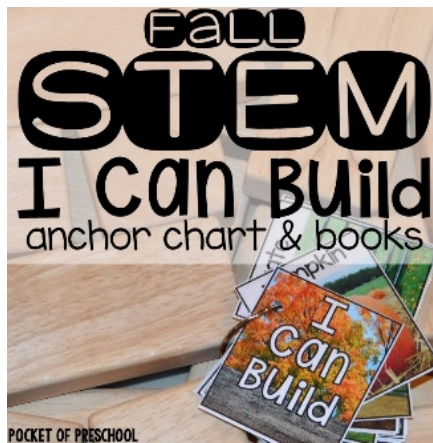

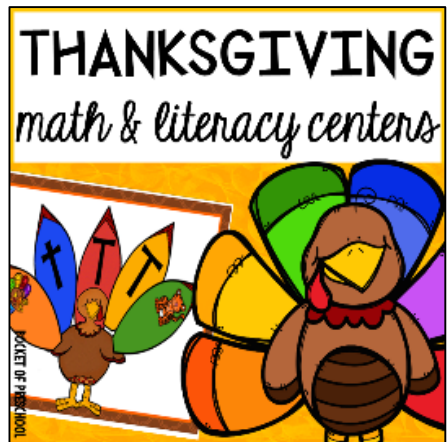

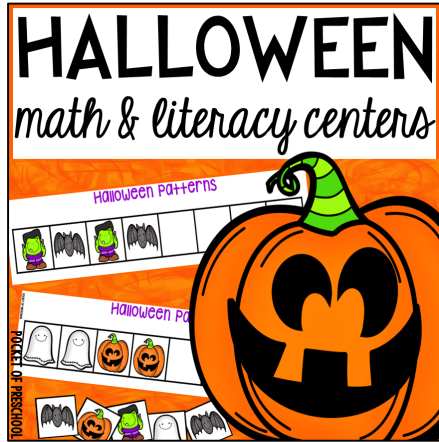
$$\quad + \quad \quad + \quad \quad =$$

$$\quad + \quad \quad + \quad \quad =$$

$$\quad + \quad \quad + \quad \quad =$$

You may also like...

Click on the cover to check it out!



FREEBIE!

Subscribe to the Newsletter

for exclusive freebies, lesson plan inspiration, updates, and a HUGE writing center FREEBIE!
Just click [HERE!](#)





HELLO and Thank YOU for purchasing or downloading this item from my TPT store **POCKET of PRESCHOOL!**

Any comments or questions please email me at pocketofpreschool@gmail.com

Please click the button in the store to "follow" me and SAVE! **ALL NEW PRODUCTS ARE 50% OFF FOR THE FIRST 24 HOURS AFTER I POST THEM!**

Terms

*****This product is for ONE teacher only.*****

You may NOT share this with colleagues, your entire grade, or school/district without purchasing the proper number of licenses. By purchasing and/or downloading this electronic file, you agree to the use as follows for personal use/single classroom use only. You can purchase additional licenses of all my products. Go on TPT, go to "my purchases", and click "buy additional licenses". Please contact me regarding pricing information on a site/school wide license.

NO part of this document may be distributed, posted on the internet, copied, edited, resold, or posted to a any type of shared drive. ALL contents of this document are under copyright protection including all text, graphics, content, and fonts. Thank you for respecting my hard work as well as the hard work of the artists whose work helped create this product.

Let's connect follow me for freebies, giveaways, updates, tips, tricks, and to see my products in action!

[BLOG](#) [Pinterest](#) [FACEBOOK](#) [TPT](#) [Instagram](#)

Credits Thank you so much to the following designers for all their beautiful fonts and graphics!

