

COLOR MIXING CHALLENGE SCIENCE TALKS & CHARTS

Once many students have figured out how to make a color, have a Science Talk!



- share students' ideas, misconceptions, and discoveries
- test students' discoveries (mix the paint)
- complete the color chart
- pose a new color challenge!

After students share how they made the color, test it by mixing paint on a paper plate. It can be just a few drops so nothing big.

Test their misconceptions, because that's what scientists do ... test, fail, and try again! Teach them that!

Encourage students to be specific about how much color they mixed. For example, a few drops of red and a lot of yellow.

Optional student recording pages included.



Color Mixing

colors used

new color

--	--

--

--	--

--

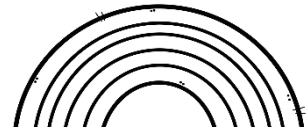
--	--

--

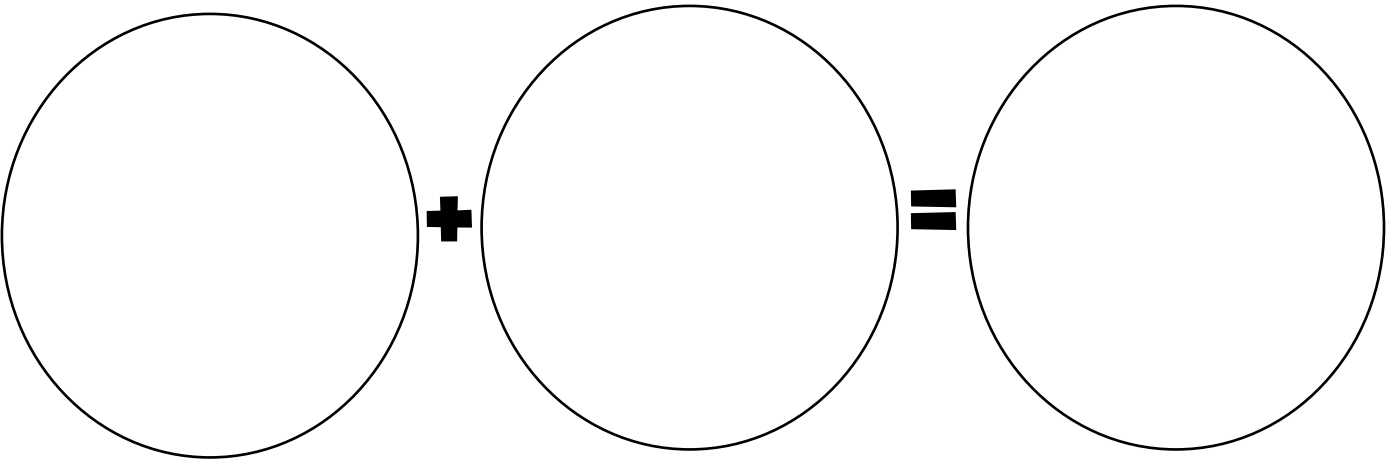
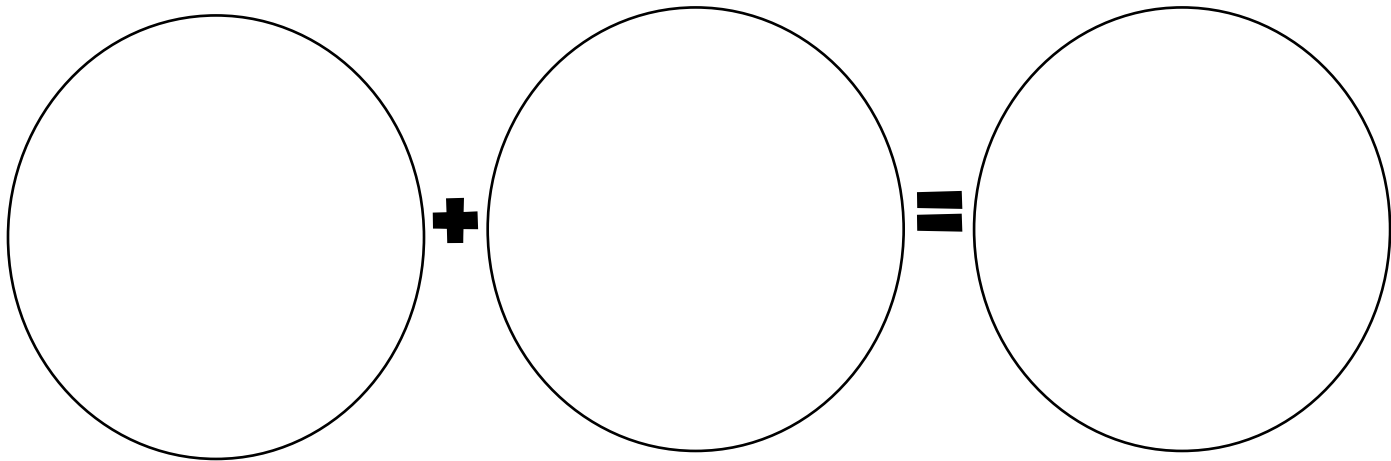
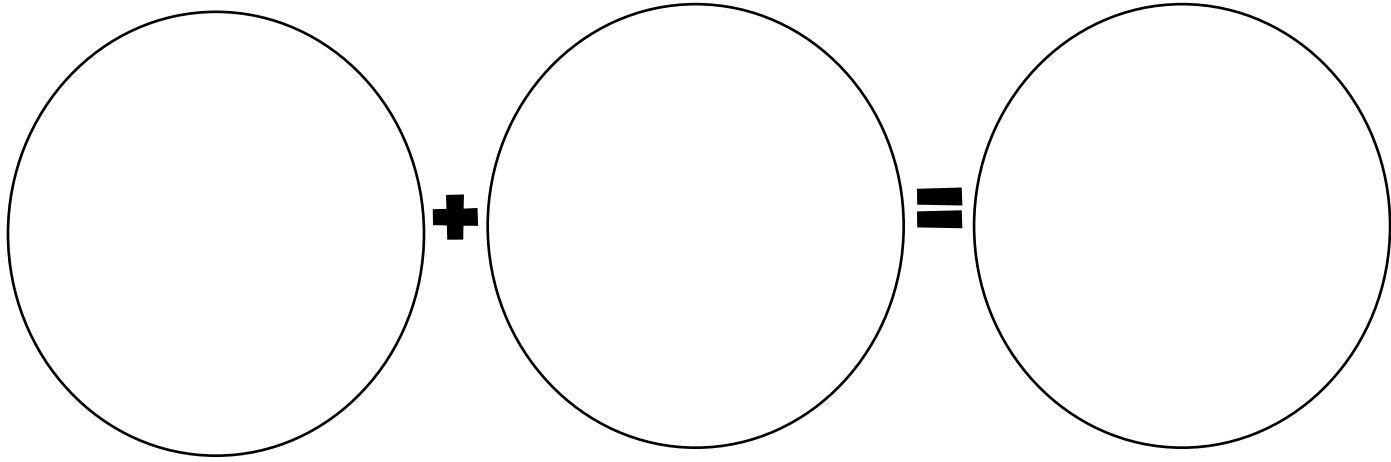
--	--

--

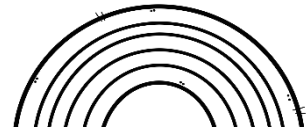
Name: _____



COLOR MIXING INVESTIGATION



Name: _____



COLOR MIXING INVESTIGATION

red

+

blue

=

blue

+

yellow

=

yellow

+

red

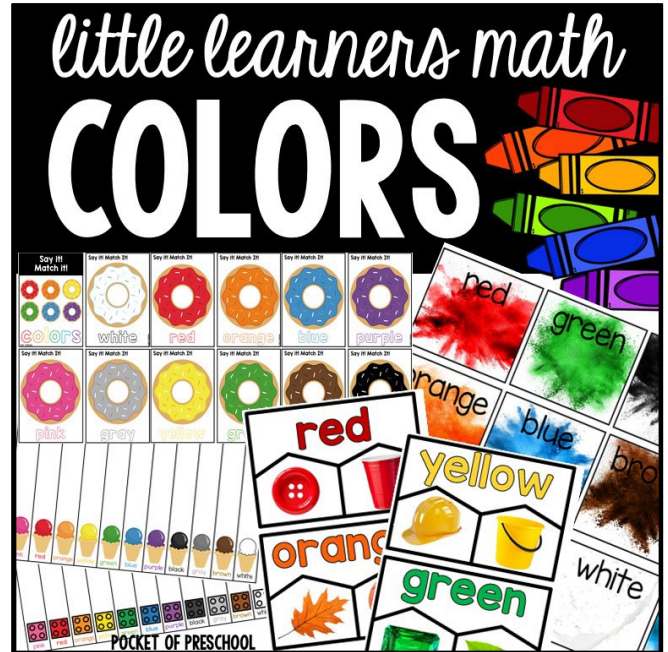
=

More Amazing Resources!

Hope you enjoyed the sample of the All About Colors Science Unit! Click on the cover to check the whole unit!




Take the theme all over the classroom! Click on the cover to check it out!



Subscribe to the Newsletter

HERE for exclusive freebies, lesson plan inspiration, updates, and a HUGE writing center FREEBIE!



Newsletter Freebie

TERMS OF USE



Hello and Thank YOU for purchasing or downloading this item from my TPT store or blog. This was created by **POCKET OF PRESCHOOL™**. I spend hours and pour my whole heart into creating educational resources. Please respect my hard work by following my terms of use.

This product is for one teacher only. You may NOT share this with colleagues, your entire grade, or school/district without purchasing the proper number of licenses. By purchasing and/or downloading this electronic file, you agree to the use as follows for personal use/single classroom use only.

You can purchase additional licenses of all my products. Go on TPT, go to "my purchases", and click "buy additional licenses". Contact TPT about setting up a school account and using purchase orders.

NONE of the contents of this document may be distributed, posted on the internet, copied, edited, resold, or posted to a any type of shared drive or social media. NONE of the contents of this document or any part of the Pocket of Preschool Curriculum™ may be used on any type of teaching site such as Outschool.

ALL contents of this document are under copyright protection including all text, graphics, content, and fonts.



Let's be FRIENDS!
I'M HERE TO HELP!



TPT STORE: [POCKET OF PRESCHOOL](#)

BLOG: WWW.POCKETOFPRESCHOOL.COM

FACEBOOK: [POCKET OF PRESCHOOL](#)

FB GROUP: [POCKET OF PRESCHOOL CURRICULUM](#)

EMAIL: POCKETOFPRESCHOOL@GMAIL.COM

INSTAGRAM: [POCKETOFPRESCHOOL](#)

PINTEREST: [POCKET OF PRESCHOOL](#)

[NEWSLETTER SIGN UP](#)

Credits Thank you so much to the following designers for all their beautiful fonts and graphics!

